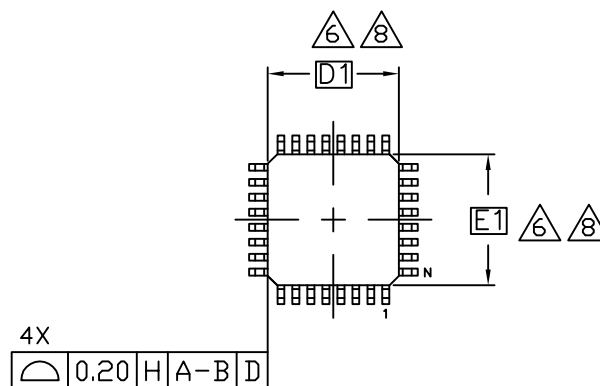
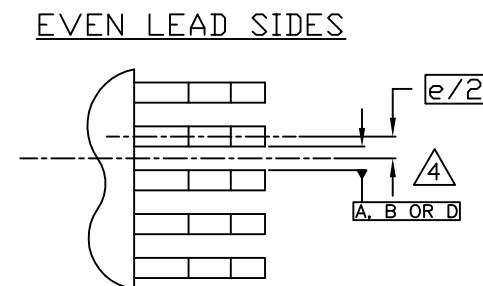
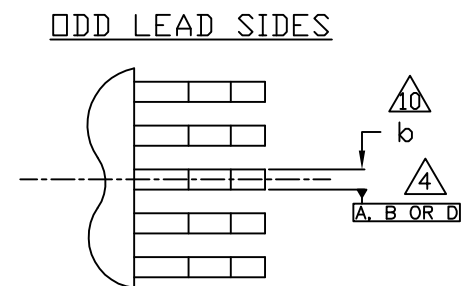


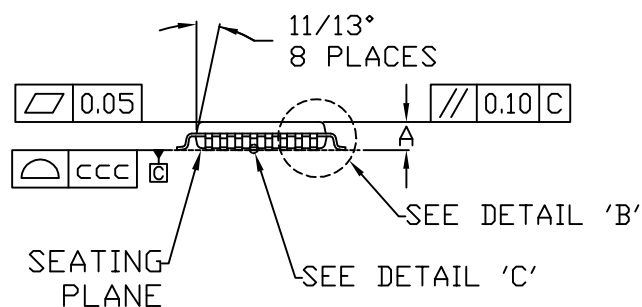
TOP VIEW



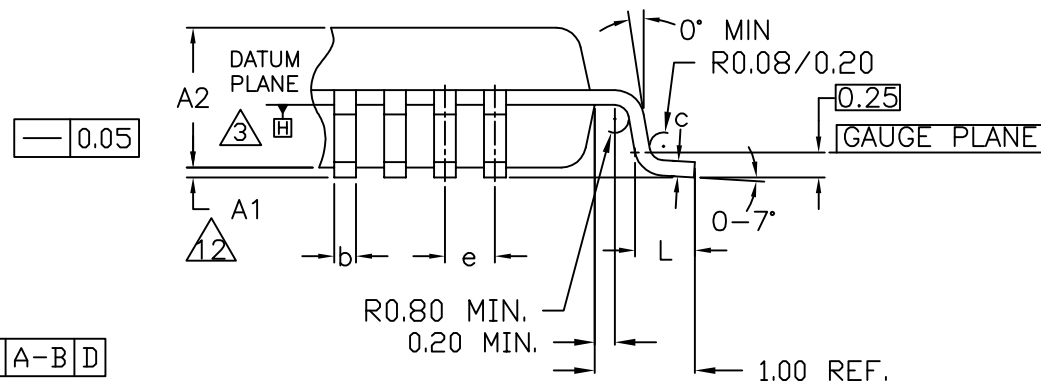
BOTTOM VIEW



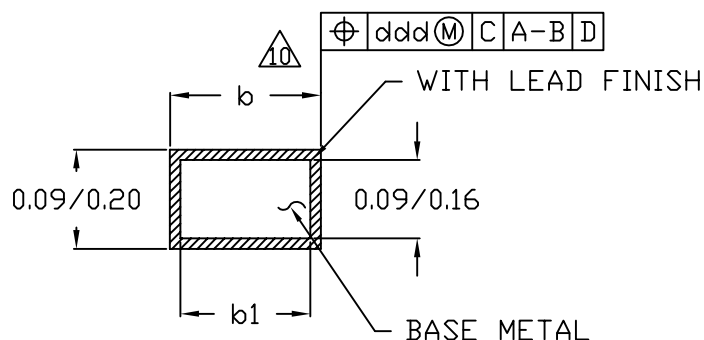
DETAIL 'A'



SIDE VIEW



DETAIL 'B'



DETAIL 'C'

-DRAWING NOT TO SCALE-



TITLE:
 PACKAGE OUTLINE,
 32L TQFP, 7X7X1.0mm

APPROVAL
 EDEN CHEN
 10/04/12

DOCUMENT CONTROL NO.
 21-0688

REV. A 1/2

NOTES:

1. ALL DIMENSIONS ARE IN MILLIMETERS UNLESS OTHERWISE SPECIFIED.
2. ALL DIMENSIONING AND TOLERANCING CONFORM TO ANSI Y14.5-1982.
3. DATUM PLANE $\square H$ LOCATED AT MOLD PARTING LINE AND COINCIDENT WITH LEAD, WHERE LEAD EXITS PLASTIC BODY AT BOTTOM OF PARTING LINE.
4. DATUMS $\square A-B$ AND $\square D$ TO BE DETERMINED AT CENTERLINE BETWEEN LEADS WHERE LEADS EXIT PLASTIC BODY AT DATUM PLANE $\square H$.
5. TO BE DETERMINED AT SEATING PLANE $\square C$
6. DIMENSIONS D1 AND E1 INCLUDE MOLD MISMATCH, BUT DO NOT INCLUDE MOLD PROTRUSION; ALLOWABLE PROTRUSION IS 0.254 MM PER SIDE.
7. "N" IS THE TOTAL NUMBER OF TERMINALS.
8. TO BE DETERMINED AT DATUM PLANE $\square H$
9. PACKAGE TOP DIMENSIONS ARE SMALLER THAN BOTTOM DIMENSIONS AND TOP OF PACKAGE WILL NOT OVERHANG BOTTOM OF PACKAGE.
10. DIMENSION b DOES NOT INCLUDE DAMBAR PROTRUSION. ALLOWABLE DAMBAR PROTRUSION SHALL BE 0.08mm TOTAL IN EXCESS OF THE b DIMENSION AT MAXIMUM MATERIAL CONDITION. DAMBAR CANNOT BE LOCATED ON THE LOWER RADIUS OR THE FOOT.
11. THIS OUTLINE CONFORMS TO JEDEC PUBLICATION 95 REGISTRATION MS-026, VARIATION BED.
12. A1 IS DEFINED AS THE DISTANCE FROM THE SEATING PLANE TO THE LOWEST POINT OF THE PACKAGE BODY.
13. DETAILS OF PIN 1 IDENTIFIER ARE OPTIONAL BUT MUST BE LOCATED WITHIN THE ZONE INDICATED.
14. MATERIAL MUST BE COMPLIANT WITH MAXIM SPECIFICATION 10-0131 FOR SUBSTANCE CONTENT, MUST BE Eu ROHS COMPLIANT WITHOUT EXEMPTION AND PB-FREE.
15. ALL DIMENSIONS APPLY TO BOTH LEADED (-) AND PbFREE (+) PKG. CODES.
16. PKG CODES: C32-4

S Y M B O L	DIMENSIONS		
	JEDEC VARIATION BED		
	MIN.	NOM.	MAX.
A	-	-	1.20
A1	0.05	-	0.15
A2	0.95	1.00	1.05
D	9.00 BSC		
D1	7.00 BSC		
E	9.00 BSC		
E1	7.00 BSC		
L	0.45	0.60	0.75
N	32		
e	0.80 BSC		
b	0.30	0.37	0.45
b1	0.30	0.35	0.40
ccc	-	-	0.10
ddd	-	-	0.20

-DRAWING NOT TO SCALE-



TITLE:
PACKAGE OUTLINE,
32L TQFP, 7X7X1.0mm

APPROVAL
EDEN CHEN
10/04/12

DOCUMENT CONTROL NO.
21-0688

REV.
A

2/2